



next
PRP
Next Level of PRP

NO-ADDITIVE • SMART • FAST
COST-EFFECTIVE • FLEXIBLE

www.nextprp.com



WHY NEXT PRP?

NEXT PRP offers a different, smart, efficient and flexible choice of Platelet-Rich Plasma preparation. With its 12 Pcs or single package, NEXT PRP is a very cost-effective device. The NEXT PRP is a CE Class IIb certified medical device.





FLEXIBLE PRP SOLUTIONS.

We do not force the physicians to follow a single protocol. Treatments shall be upon doctors' consultation.

- NEXT PRP does not include a gel or other type of barriers as foreign materials from petrochemical origin.
- NEXT PRP offers a non-anticoagulant PRP preparation method.
- With NEXT PRP, its also available as a protocol which the physicians may choose to obtain PRP by using anticoagulant.
- Volume arrangement of PRP is very easy as all the NEXT PRP syringes are individually packed.
- Flexible choices of PRP milieu with or without the presence of different cell types such as WBCs and/or RBCs, with or without Buffy Coat layer formation depending on physicians' choices of treatment protocols.
- If you want less volume but more concentration, you are able to make double-spin with NEXT PRP.



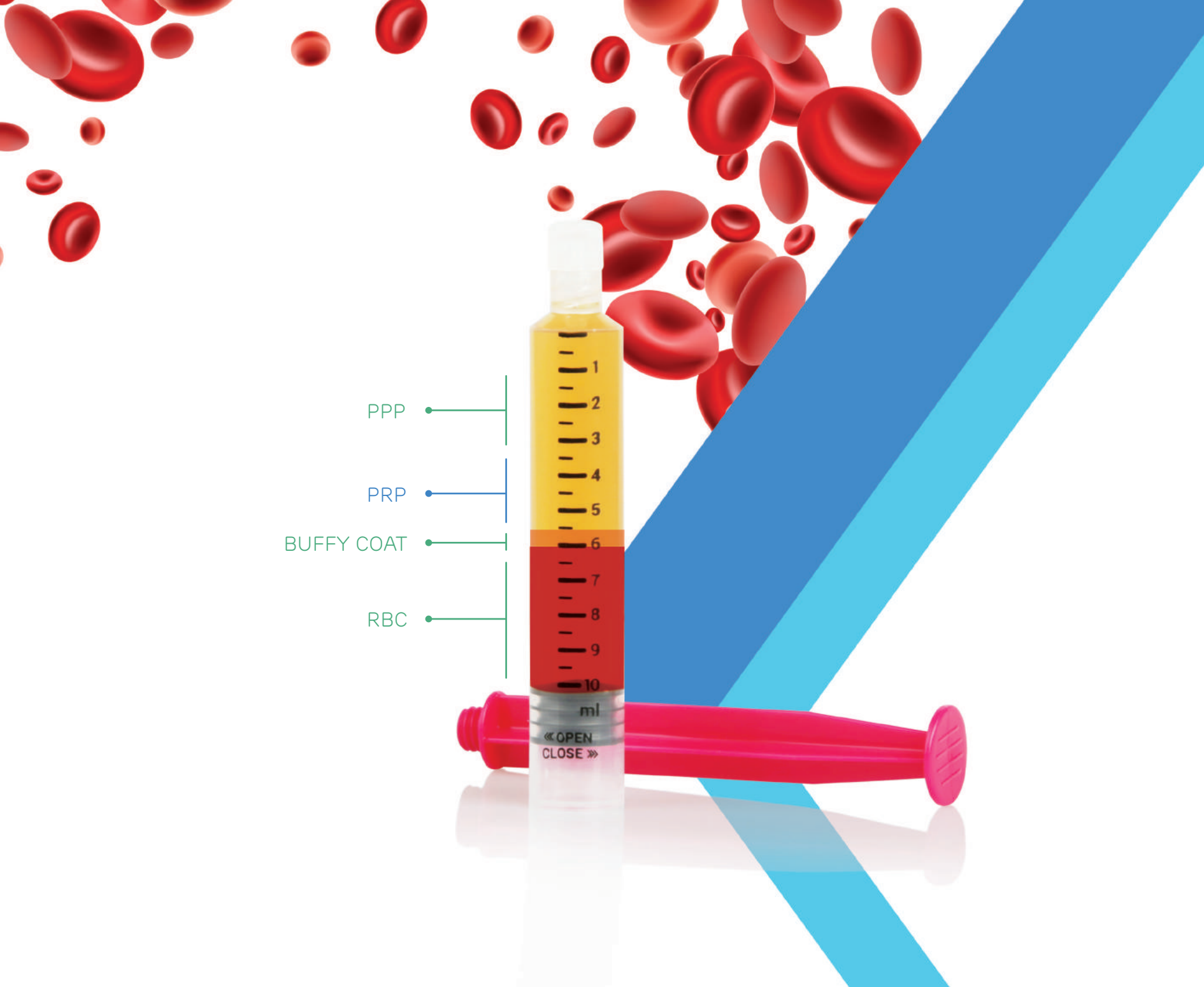
IT'S **SMART** AND **FAST**.

The device is designated as a syringe which can also be converted into a tube. NEXT PRP and its components (lid and connector) are compatible with well-known medical devices such as needle-hubs- and other syringes. NEXT PRP offers a preparation technique without the risk of air-contamination as the process of PRP preparation is being made in a single syringe.

The developers of NEXT PRP analysed different protocols to obtain PRP milieu. NEXT PRP Syringe can give you a quality PRP milieu only in 4mins.

INJECTABLE

Next PRP Syringe is not a Blood Storage Tube or Blood Separation kit unlike the many other products. The requirements of CE Class IIb has been acquired.



PPP

PRP

BUFFY COAT

RBC

1

2

3

4

5

6

7

8

9

10

ml

« OPEN
CLOSE »»

A blue-tinted background image of a microscope, showing the objective lens and stage. A large, light blue abstract shape is on the left side of the image.

COST EFFECTIVE

NEXT PRP Syringe is a single syringe with a lid and connector which can also be converted into a tube. So, this device eliminates the need of other tubes or further PRP preparation containers. Due to economical consideration of the users, some of them choose to use non-CE marked products or some IVD products which are intended to identify a possible sickness or to make a diagnoses.

With its smart design and CE Class IIb medical device certificate, NEXT PRP will be a solution for the safe and effective treatment option for price-sensitive markets/users.

NO ADDITIVE

NEXT PRP offers a vast benefit of PRP preparation without using any anticoagulant. The manufacturers of NEXT PRP has developed a non-anticoagulant PRP preparation technique with the device which leads a prevention of the physiological clot by physical repression.



REAL PRP KIT

There are various products in the market sold as PRP tubes or collection of products along with PRP Tubes. As many of them are not certified to be used on PRP procedures, also some of tubes have certificate as "Blood Storage Tube" or "Blood Separation Kit". NEXT PRP has been certified as a medical device of CE Class IIb which means a PRP injection is allowed.

CE CLASS IIb CERTIFICATE

According to 93/42/EEC directive Annex IX and MEDDEV guidance document Classification of the Medical Devices MEDDEV 2.4/1 Rev 9, June 2010, expresses on Rule 3: Non-Invasive devices that modify biological or chemical composition of blood, body-liquids or other liquids intended for infusion into the body are in Class IIb. Next PRP Syringe has CE Class IIb medical device certificate.



A person wearing a white lab coat is holding a syringe. The image is overlaid with a semi-transparent green filter. On the right side, there are large, stylized blue and light blue geometric shapes that resemble a large arrow pointing towards the bottom right. The text "EASY TO USE. Choose your side." is written in white, with "EASY TO USE." in all caps and "Choose your side." in title case.

EASY TO **USE.**
Choose your side.

Non-Anticoagulant PRP Method

PATENT No:2018/15513



01

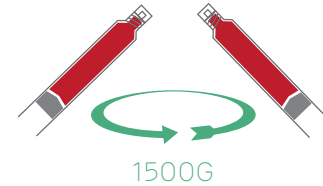
Harvesting the whole blood

- Attach a 21G needle to the Next PRP Syringe.
- Harvest 10 ml of venous blood from the patient.
- Close the lid of NEXT PRP syringe.
- Remove the plunger from the piston.



02

Centrifugation



- Put the NEXT PRP syringe into the centrifuging machine "immediately" as the lid will be on top.
- Counterbalance the centrifuging buckets.
- Centrifugate with a swing rotor centrifuge at 1500G for 4mins.



03

Harvesting the PRP

- Take the syringe from the bucket, remove the lid, affix the connector and plunger.
- Take another luer-lok type syringe and affix it to the connector.
- Discard the whole plasma into the other syringe through the connector.



04

Final Product

- Affix desired needle and the PRP is ready to inject.
- 4-5ml Leukocyte Poor PRP, 2X Fold Enrichment, No Antivator requirement.

01

Harvesting the anticoagulant

- Attach a 21 G needle to the NEXT PRP Syringe.
- Harvest 1ml of Sodium Citrate into the NEXT PRP Syringe



04

Harvesting the PRP

- Take the syringe from the bucket, remove the lid, affix the connector and plunger.
- Take another luer-lok type syringe and affix it to the connector.
- Discard the whole plasma into the other syringe through the connector.



Anticoagulant PRP Method

4
mins



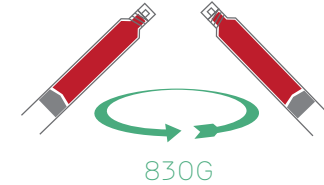
02

Harvesting the whole blood

- Harvest the venous blood from the patient up to 10 ml.
- Close the lid of NEXT PRP syringe.
- Remove the plunger from the piston.
- Turn the syringe upside-down gently in order to mix the whole blood and sodium citrate.

03

Centrifugation



- Put the NEXT PRP syringe into the centrifuging machine as the lid will be on top.
- Counterbalance the centrifuging buckets.
- Centrifugate with a swing rotor centrifuge at 830G for 4 mins.



05

Final Product

- Affix desired needle and the PRP is ready to inject.
- 4-5ml Leukocyte Poor PRP, 2X Fold Enrichment.

01

Harvesting the anticoagulant

- Attach a 21 G needle to the NEXT PRP Syringe.
- Harvest 1ml of Sodium Citrate into the NEXT PRP Syringe



04

Discarding the PPP Layer

- Take the syringe from the bucket, remove the lid, affix the connector and plunger.
- Take another luer-lok type syringe and affix it to the connector.
- Discard the PPP layer into the other syringe through the connector until 2ml of plasma is left in the Next PRP Syringe.
- Detach the other syringe from the connector.



Anticoagulant PRP Method

8
mins



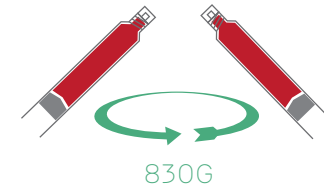
02

Harvesting the whole blood

- Harvest the venous blood from the patient up to 10 ml.
- Close the lid of NEXT PRP syringe.
- Remove the plunger from the piston.
- Turn the syringe upside-down gently in order to mix the whole blood and sodium citrate.

03

Centrifugation



- Put the NEXT PRP syringe into the centrifuging machine as the lid will be on top.
- Counterbalance the centrifuging buckets.
- Centrifugate with a swing rotor centrifuge at 830G for 8 mins.



05

Harvesting the PRP

- Take another luer-lok type syringe and affix it to the connector.
- Discard the PRP layer into the other syringe through the connector until very little amount of RBCs are presented in the PRP.




06

Final Product


- Affix desired needle and the PRP is ready to inject.
- 2cc, Leukocyte Rich PRP, 4-5X Fold Enrichment.

www.nextprp.com





	Non - Anticoagulant	Anticoagulant 4mins	Anticoagulant 8mins
G Force	1500	830	830
Time	4	4	8
Type	Leukocyte Poor PRP	Leukocyte Poor PRP	Leukocyte Rich PRP
Volume	4-5ml	4-5ml	2 ml
Enrichment	2X	2X	4-5X
Steps	3	4	5
Activator Requirement	No	Yes	Yes



WHO WE ARE?

T-Biyoteknoloji Ltd Sti and T-LAB brand was established in Bursa in 2012 as a dedicated company in the field of manufacturing, developing and marketing of medical devices for regenerative medicine. In Turkey, we accomplished to manufacture the country's first CE Class IIb certified PRP KIT in 2014 and became the leader of this field in our country. Since then, the company has been attending to various congresses either domestic or international in order to expand its market. Domestically, we are based in 70 cities along with our dealers network and we export our products to more than 35 countries worldwide.

In 2018, we developed and manufactured the non-anticoagulant PRP preparation method product, NEXT PRP Syringe, which is also CE Class IIb certified. Also in 2018, as international expansion vision, we registered our T-LAB brand name in over 60 countries.







www.tlab.com.tr

**T-Biyoteknoloji Laboratuvar Estetik
Medikal Kozmetik San. Tic. Ltd. Şti.**

Tahtalı Mh. Değirmen Yolu Sk.No:10
16280 Nilüfer BURSA/TURKEY

T: +90 224 246 85 22

info@tlab.com.tr

Disclaimer of Medical Liability:

T-BİYOTEKNOLOJİ LTD ŞTİ DOES NOT PROVIDE MEDICAL ADVICE. The contents of the Sites/ Printed Materials are for general informational purposes only. The content is not intended to be a substitute for professional medical advice, diagnosis, or treatment. Reliance on any information provided on the Sites / Printed Materials is solely at your own risk. Individual medical needs are very different; you should not assume that the information on the Sites / Printed Materials concerning certain courses of treatment or outcomes will apply to you. Rather, you should evaluate your medical condition and make treatment decisions based upon consultation with your physician.

